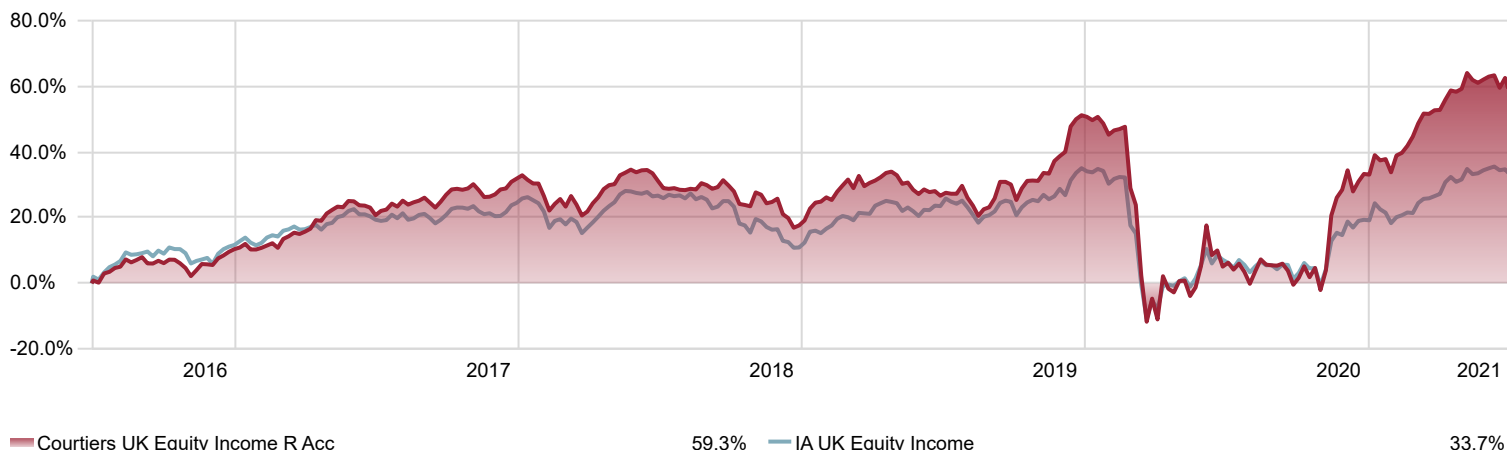


Investment Returns over 5 Years



Source: Morningstar. Based on total return, income reinvested, returns are net of charges, single pricing basis in UK pound sterling. Past performance is not a reliable indicator of future returns.

Fund Facts

Legal Structure	UK Authorised ICVC
Fund Size	£23,202,793.23
Fund Size Date	30/06/2021
Number of Holdings	31
Min Investment	£1,000
Launch Date	27/11/2015
Base Currency	Pound Sterling
Pricing Frequency	Daily
Valuation Point	22:00
Accounting End	30th September
ISIN	GB00BYXVV596
UCITS	Yes
Share Class	R Shares Accumulation
Domicile	United Kingdom
IA Sector	UK Equity Income

Cumulative Performance (% Growth)

	YTD	3 Months	6 Months	1 Year	3 Years	5 Years	5 Years (Annualised)
Courtiers UK Equity Income R Acc	19.70%	5.38%	19.70%	50.76%	21.44%	59.33%	9.77%
IA UK Equity Income	12.11%	5.03%	12.11%	25.43%	5.48%	33.66%	5.97%

Standardised Performance (% Growth)

	01/07/2016 - 30/06/2017	01/07/2017 - 30/06/2018	01/07/2018 - 30/06/2019	01/07/2019 - 30/06/2020	01/07/2020 - 30/06/2021
Courtiers UK Equity Income R Acc	20.76%	8.65%	-3.45%	-16.57%	50.76%
IA UK Equity Income	19.37%	6.15%	-2.52%	-13.73%	25.43%

Charges

Initial Charge	0.00%
Ongoing Charge	1.50%

Fund Managers



Gary Reynolds, CFA
Courtiers Chief Investment Officer



Caroline Shaw, CFA
Courtiers Head of Asset Management

Find Fund Manager profiles and more at courtiers.co.uk

Investment Objective

The Fund aims to achieve capital growth and income from a portfolio of UK company shares, over 5 years.

Investment Policy

To achieve its objective, the Fund will invest in shares of companies incorporated, domiciled or having the predominant part of their business in the UK. The Fund may also invest in other transferable securities such as units/shares in investment funds, global shares, investments issued by banks or governments that are a short term loan to the issuer by the buyer, warrants, cash and near cash and deposits. Derivatives (investments whose value is linked to another underlying investment such as shares or performance of a stock exchange) may be used to reduce risk or cost and/or to generate extra income and growth.

There is no guarantee that the Fund will achieve its objective over any particular period or at all.

To help investors compare funds with broadly similar characteristics, the Investment Association (the trade body that represents UK investment managers) has grouped many funds sold in the UK into sectors. This Fund is classified in the Investment Association UK Equity Income sector. Investors can use this sector to assess the Fund's performance.

Top 10 Investment Positions

	%
Reach PLC	3.58%
Photo-Me International PLC	3.30%
Royal Dutch Shell PLC B	3.28%
LSL Property Services PLC	3.24%
GlaxoSmithKline PLC	3.19%
Lloyds Banking Group PLC	3.17%
Centrica PLC	3.09%
Drax Group PLC	3.08%
Anglo American PLC	3.07%
ITV PLC	3.07%

Morningstar Equity Style Box™



Equity Style	%
Equity Style Value %	66.4
Equity Style Core %	30.3
Equity Style Growth %	3.3

Leading Contributors

Time Period: 01/06/2021 to 30/06/2021

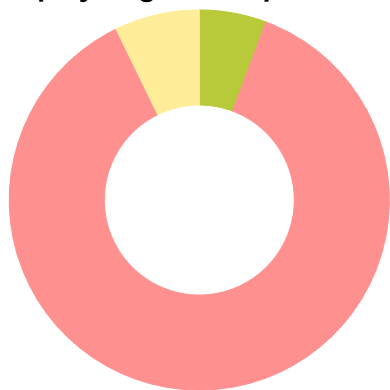
	Average Weights	Return	Contribution
Morrison (Wm) Supermarkets PLC	2.90%	39.50%	1.16%
Reach PLC	3.06%	15.79%	0.49%
Royal Dutch Shell PLC B	2.98%	8.99%	0.27%
GlaxoSmithKline PLC	2.99%	5.59%	0.17%
Saga PLC	2.75%	4.79%	0.13%

Leading Detractors

Time Period: 01/06/2021 to 30/06/2021

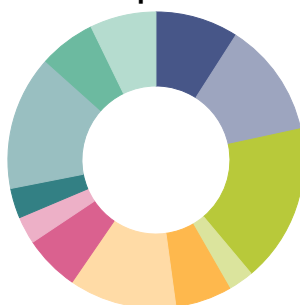
	Average Weights	Return	Contribution
International Consolidated Airlines Group SA	2.74%	-14.01%	-0.39%
Marks & Spencer Group PLC	3.09%	-11.46%	-0.36%
Legal & General Group PLC	3.09%	-9.39%	-0.29%
LSL Property Services PLC	3.51%	-7.69%	-0.27%
Go-Ahead Group (The) PLC	2.70%	-9.77%	-0.27%

Equity Regional Exposure



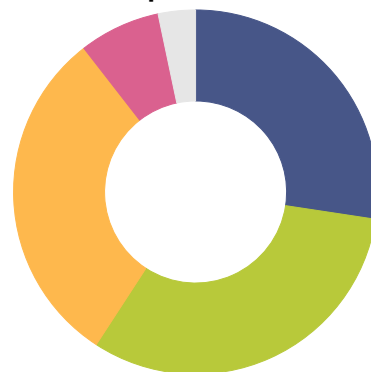
	%
Europe (Developed)	5.7
United Kingdom	87.1
Cash	7.2
Total	100.0

Sector Exposure



Sector	%
Basic Materials	9.1
Communication Services	12.5
Consumer Cyclical	17.3
Consumer Defensive	2.8
Healthcare	6.1
Industrials	11.7
Real Estate	6.1
Technology	3.0
Energy	3.3
Financial Services	14.7
Utilities	6.2
Cash	7.2
Total	100.0

Market Capitalisation



	%
Large Cap	27.39
Mid Cap	31.79
Small Cap	30.30
Cash	7.21
Other	3.30
Total	100.00

Important Information

This fund is a sub-fund of the Courtiers UCITS Investment Funds ICVC, which is authorised in the United Kingdom and regulated by the Financial Conduct Authority. The fund is managed by Courtiers Asset Management Limited.

This communication is not intended to recommend the investment referred to. If you are at all unsure whether this investment is suitable for your circumstances, please seek advice from your financial adviser.

Please remember that past performance is not a reliable indicator of future returns. The value of your investment and any income you take from it may fall as well as rise and is not guaranteed. You might get back less than you invest. For full details of the fund's risks, please refer to the fund's Prospectus.

The source of the performance data and charts contained within this document is Morningstar Direct. All data is correct as at the date shown at the top of this factsheet, unless otherwise stated.

Past performance figures are in pounds sterling, and are based on the net asset value (NAV) of the fund. They are also calculated on the basis that any distributable income of the fund is reinvested, and are net of all charges.

Before making any decisions to invest, please refer to the relevant Key Investor Information Document, the Supplementary Information Document and the latest Prospectus. These documents can be downloaded from the Fund Literature section of our website at www.courtiers.co.uk, or you can obtain them free of charge by contacting Courtiers Asset Management Limited.

